

MADE IN ITALY. MADE TO EXCEL.

LOG

CANSEI

Interactive version



 atlas concorde | ITLAS

MEETING TOGETHER

WOOD LOOK

PORCELAIN TILES

Gres Porcellanato
Grès cérame
Feinsteinzeug
Gres porcelánico
Керамический гранит



Atlas Concorde is one of the leading global brands in the production of ceramic tiles and large slabs for design and architecture. With over 50 years of history, two production plants, and numerous showroom in the capitals of international design, Atlas Concorde offers integrated and sustainable ceramic systems for floors, walls, outdoor spaces, worktops, bathroom furnishings, facades and special projects. Design your world with Atlas Concorde.

Atlas Concorde è uno dei principali brand mondiali nella produzione di superfici e grandi lastre ceramiche per il design e l'architettura. Con oltre cinquant'anni di storia, due stabilimenti produttivi, numerose showroom nelle capitali della progettazione internazionale, offriamo sistemi ceramici integrati e sostenibili per pavimenti, rivestimenti, outdoor, piani di lavoro, arredo bagno, facciate e progetti speciali. Design your world with Atlas Concorde.

atlasconcorde.com



INDEX

- INSPIRATION
- IMAGE GALLERY
- SURFACE RANGE & TECHNICAL SPECIFICATION

INDEX



INSPIRATION



IMAGE GALLERY

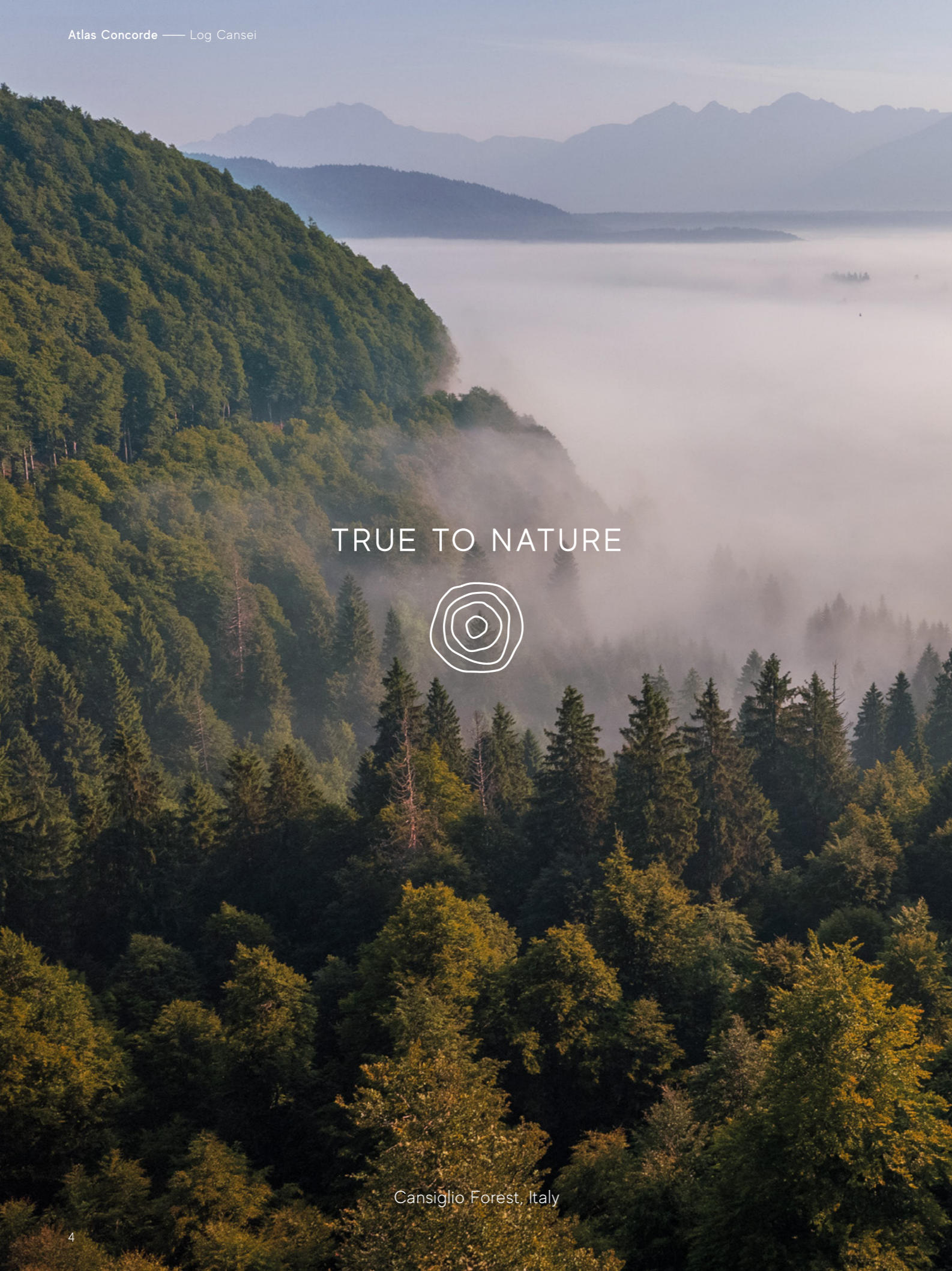


SURFACE RANGE & TECHNICAL SPECS



ENJOY THE VIDEO





TRUE TO NATURE



Cansiglio Forest, Italy



TRUE, FOREVER

INDEX



INSPIRATION



IMAGE GALLERY



SURFACE RANGE & TECHNICAL SPECS



ENJOY THE VIDEO



COMBINED EXPERTISE, SUPERIOR EXCELLENCE



"We went looking for the secrets of wood where they have always been kept. We recreated them using our expertise in ceramic tiles, for a collection with authentic beauty."

Maurizio Mazzotti
CEO - Atlas Concorde

"A synergy between two family businesses that care about Made in Italy, innovation, and development of new surfaces."


Patrizio Dei Tos
President - Itlas



THE SOUL OF THE CANSIGLIO FOREST

"The Cansiglio Forest is among the oldest forests in Europe. Rich in biodiversity, it's now a sustainably managed and protected nature site thanks to the synergy between private companies and public institution."

Patrizio Dei Tos
President - Itlas



IMPRESSED INTO PORCELAIN



INDEX



INSPIRATION



IMAGE
GALLERY



SURFACE
RANGE &
TECHNICAL
SPECS



ENJOY
THE VIDEO



"The Cansiglio beech tree is very particular, growing at an elevation of 1.200m on karst terrain, and these characteristics make it unique in the world."

Matteo Dei Tos
CEO - Itlas



A UNIQUE MATERIAL IN THE WORLD



INDEX



INSPIRATION



IMAGE
GALLERY



SURFACE
RANGE &
TECHNICAL
SPECS



ENJOY
THE VIDEO



NATURAL SHADES, DISTINCTIVE HEART



INDEX



INSPIRATION



IMAGE
GALLERY



SURFACE
RANGE &
TECHNICAL
SPECS



ENJOY
THE VIDEO



INDEX



 FENICE

 DARSENA

 MURANO

 SOSPIRO

 RIALTO

INSPIRATION



IMAGE
GALLERY



SURFACE
RANGE &
TECHNICAL
SPECS



ENJOY
THE VIDEO



Image Gallery

↔ **Rialto** - Living Room + Terrace



↔ **Sospiro** - Home Bathroom



↔ **Fenice** - Restaurant



↔ **Darsena** - Kitchen



↔ **Murano** - Spa



INDEX



INSPIRATION



IMAGE GALLERY



RIALTO. LIVING ROOM + TERRACE
SOSPIRO. HOME BATHROOM
FENICE. RESTAURANT
DARSENA. KITCHEN
MURANO. SPA

SURFACE RANGE & TECHNICAL SPECS




ENJOY THE VIDEO





LOG CANSEI RIALTO

INDEX 



INSPIRATION 

IMAGE GALLERY 

RIALTO. LIVING ROOM + TERRACE
 SOSPIRO. HOME BATHROOM
 FENICE. RESTAURANT
 DARSENA. KITCHEN
 MURANO. SPA

SURFACE RANGE & TECHNICAL SPECS 

ENJOY THE VIDEO 



INDOOR FLOOR
 Log Cansei
 Rialto
 Matte Sensitech
 18,5x150 cm | 7 1/4"x59"

WALL
 Boost Balance
 Ash
 Matte
 120x278 cm | 47 1/4"x109 1/2"

OUTDOOR FLOOR
 Log Cansei
 Rialto
 Grip Sensitech
 20x120 cm | 7 7/8"x47 1/4"

INDEX



INSPIRATION



IMAGE GALLERY



RIALTO. LIVING ROOM + TERRACE
 SOSPIRO. HOME BATHROOM
 FENICE. RESTAURANT
 DARSENA. KITCHEN
 MURANO. SPA

SURFACE RANGE & TECHNICAL SPECS



ENJOY THE VIDEO





FLOOR | WALL
Log Cansei
Rialto
 Matte Sensitech
 18,5x150 cm | 7' 1/4" x 59"

INDEX



INSPIRATION



IMAGE GALLERY



RIALTO. LIVING ROOM + TERRACE
 SOSPIRO. HOME BATHROOM
 FENICE. RESTAURANT
 DARSENA. KITCHEN
 MURANO. SPA

SURFACE RANGE & TECHNICAL SPECS




ENJOY THE VIDEO






FLOOR
Log Cansei
Rialto
 Matte Sensitech
 18,5x150 cm | 7' 1/4"x59"


DINING TABLE | **INCONTRO 75**
Atlas Concorde Habitat
Precious Brown
 Silk
 100x240 cm | 39³/₈"x94¹/₂"


INDEX 

INSPIRATION 

IMAGE GALLERY 

RIALTO. LIVING ROOM + TERRACE
 SOSPIRO. HOME BATHROOM
 FENICE. RESTAURANT
 DARSENA. KITCHEN
 MURANO. SPA

SURFACE RANGE & TECHNICAL SPECS 

ENJOY THE VIDEO 



OUTDOOR FLOOR
Log Cansei
Rialto
 Grip Sensitech
 20x120 cm | 7⁷/₈"x47¹/₄"

OUTDOOR WALL
Log Cansei
Rialto
 Matte Sensitech
 20x120 cm | 7⁷/₈"x47¹/₄"

INDOOR FLOOR
Log Cansei
Rialto
 Matte Sensitech
 18,5x150 cm | 7¹/₄"x59"

COUNTERTOP
Atlas Plan
Travertino Pearl
 Hammered
 162x324 cm | 63³/₄"x127¹/₂"

INDEX



INSPIRATION



IMAGE GALLERY



RIALTO. LIVING ROOM + TERRACE
 SOSPIRO. HOME BATHROOM
 FENICE. RESTAURANT
 DARSENA. KITCHEN
 MURANO. SPA

SURFACE RANGE & TECHNICAL SPECS



ENJOY THE VIDEO





LOG CANSEI SOSPIRO

INDEX



INSPIRATION



IMAGE GALLERY



RIALTO. LIVING ROOM + TERRACE
SOSPIRO. HOME BATHROOM
FENICE. RESTAURANT
DARSENA. KITCHEN
MURANO. SPA

SURFACE RANGE & TECHNICAL SPECS



ENJOY THE VIDEO





FLOOR
 Log Cansei
 Sospiro
 Matte Sensitech
 20x120 cm | 7⁷/₈"x47¹/₄"

WALL
 Log Cansei
 Sospiro
 Matte Sensitech
 20x120 cm | 7⁷/₈"x47¹/₄"

Log Cansei
 Sospiro Riga
 Matte Sensitech
 18,5x150 cm | 7¹/₄"x59"

VANITY UNIT | ARMONIA
 Atlas Concorde Habitat
 Boost Balance Ash
 Matte
 120x50x53 cm - 47¹/₄"x19⁵/₈"x20⁷/₈"

SIDE TABLE | CONTATTO
 Atlas Concorde Habitat
 Boost Balance Ash
 Hammered
 45x45 cm | 17³/₄"x17³/₄"

INDEX



INSPIRATION



IMAGE GALLERY



RIALTO. LIVING ROOM + TERRACE
 SOSPIRO. HOME BATHROOM
 FENICE. RESTAURANT
 DARSENA. KITCHEN
 MURANO. SPA

SURFACE RANGE & TECHNICAL SPECS



ENJOY THE VIDEO





FLOOR
Log Cansei
Sospiro
 Matte Sensitech
 20x120 cm | 7⁷/₈"x47¹/₄"


WALL
Log Cansei
Sospiro
 Matte Sensitech
 20x120 cm | 7⁷/₈"x47¹/₄"

Log Cansei
Sospiro Riga
 Matte Sensitech
 18,5x150 cm | 7¹/₄"x59"

VANITY UNIT | **ARMONIA**
Atlas Concorde Habitat
Boost Balance Ash
 Matte
 120x50x53 cm - 47¹/₄"x19⁵/₈"x20⁷/₈"

OUTDOOR FLOOR
Log Cansei
Sospiro
 Grip Sensitech
 20x120 cm | 7⁷/₈"x47¹/₄"




INDEX 

INSPIRATION 

IMAGE GALLERY 

RIALTO. LIVING ROOM + TERRACE
 SOSPIRO. HOME BATHROOM
 FENICE. RESTAURANT
 DARSENA. KITCHEN
 MURANO. SPA

SURFACE RANGE & TECHNICAL SPECS 

ENJOY THE VIDEO 



FLOOR
Log Cansei
Sospiro
 Matte Sensitech
 20x120 cm | 7⁷/₈"x47¹/₄"

WALL
Log Cansei
Sospiro Riga
 Matte Sensitech
 18,5x150 cm | 7¹/₄"x59"

SIDE TABLE | **CONTATTO**
Atlas Concorde Habitat
Boost Balance Ash
 Hammered
 45x45 cm | 17³/₄"x17³/₄"

INDEX



INSPIRATION



IMAGE GALLERY



RIALTO. LIVING ROOM + TERRACE
 SOSPIRO. HOME BATHROOM
 FENICE. RESTAURANT
 DARSENA. KITCHEN
 MURANO. SPA

SURFACE RANGE & TECHNICAL SPECS



ENJOY THE VIDEO





LOG CANSEI FENICE

INDEX



INSPIRATION



IMAGE
GALLERY



RIALTO, LIVING ROOM + TERRACE
SOSPIRO, HOME BATHROOM
FENICE, RESTAURANT
DARSENA, KITCHEN
MURANO, SPA

SURFACE
RANGE &
TECHNICAL
SPECS




ENJOY
THE VIDEO







FLOOR	WALL	
Log Cansei	Log Cansei	Boost Balance
Fenice	Fenice	Tarmac
Matte Sensitech	Matte Sensitech	Matte
18,5x150 cm 7' 1/4" x 59"	18,5x150 cm 7' 1/4" x 59"	120x278 cm 47' 1/4" x 109' 1/2"


INDEX 

INSPIRATION 

IMAGE GALLERY 

RIALTO, LIVING ROOM + TERRACE
 SOSPIRO, HOME BATHROOM
 FENICE, RESTAURANT
 DARSENA, KITCHEN
 MURANO, SPA

SURFACE RANGE & TECHNICAL SPECS 

ENJOY THE VIDEO 



FLOOR
Log Cansei
Fenice
 Matte Sensitech
 18,5x150 cm | 7'1/4"x59"

WALL
Log Cansei
Fenice
 Matte Sensitech
 18,5x150 cm | 7'1/4"x59"

Boost Balance
Tarmac
 Matte
 120x278 cm | 47'1/4"x109'1/2"

INDEX



INSPIRATION



IMAGE GALLERY



RIALTO. LIVING ROOM + TERRACE
 SOSPIRO. HOME BATHROOM
 FENICE. RESTAURANT
 DARSENA. KITCHEN
 MURANO. SPA

SURFACE RANGE & TECHNICAL SPECS




ENJOY THE VIDEO





FLOOR
Log Cansei
Fenice
Matte Sensitech
18,5x150 cm | 7 1/4"x59"

INDEX 




INSPIRATION 

IMAGE GALLERY 

RIALTO. LIVING ROOM + TERRACE
SOSPIRO. HOME BATHROOM
FENICE. RESTAURANT
DARSENA. KITCHEN
MURANO. SPA

SURFACE RANGE & TECHNICAL SPECS 

ENJOY THE VIDEO 

LOG CANSEI DARSENA

INDEX



INSPIRATION



IMAGE GALLERY



RIALTO, LIVING ROOM + TERRACE
SOSPIRO, HOME BATHROOM
FENICE, RESTAURANT
DARSENA, KITCHEN
MURANO, SPA

SURFACE RANGE & TECHNICAL SPECS



ENJOY THE VIDEO





FLOOR
Log Cansei
Darsena
Matte Sensitech
18,5x150 cm | 7' 1/4"x59"

OUTDOOR FLOOR
Log Cansei
Darsena
Grip Sensitech
20x120 cm | 7' 7/8"x47' 1/4"

DINING TABLE | INCONTRO 75
Atlas Concorde Habitat Nero
Marquinia
Polished
100x180 cm | 39 3/8"x70' 7/8"

COUNTERTOP
Atlas Plan
Nero Marquinia
Silk
162x324 cm | 63 3/4"x127' 1/2"

INDEX



INSPIRATION



IMAGE
GALLERY



RIALTO.
LIVING ROOM + TERRACE
SOSPIRO. HOME BATHROOM
FENICE. RESTAURANT
DARSENA. KITCHEN
MURANO. SPA

SURFACE
RANGE &
TECHNICAL
SPECS



ENJOY
THE VIDEO





INDOOR FLOOR
Log Cansei
Darsena
Matte Sensitech
18,5x150 cm | 7¹/₄"x59"

OUTDOOR FLOOR
Log Cansei
Darsena
Grip Sensitech
20x120 cm | 7⁷/₈"x47¹/₄"

DINING TABLE | **INCONTRO 75**
Atlas Concorde Habitat
Nero Marquinia
Polished
100x180 cm | 39³/₈"x70⁷/₈"

COUNTERTOP
Atlas Plan
Nero Marquinia
Silk
162x324 cm | 63³/₄"x127¹/₂"



INDEX



INSPIRATION



IMAGE
GALLERY



RIALTO. LIVING ROOM + TERRACE
SOSPIRO. HOME BATHROOM
FENICE. RESTAURANT
DARSENA. KITCHEN
MURANO. SPA

SURFACE
RANGE &
TECHNICAL
SPECS



ENJOY
THE VIDEO





FLOOR
Log Cansei
Darsena
Matte Sensitech
18,5x150 cm | 7' 1/4"x59"

DINING TABLE | **INCONTRO 75**
Atlas Concorde Habitat
Nero Marquinia
Polished
100x180 cm | 39 3/8"x70 7/8"

COUNTERTOP
Atlas Plan
Nero Marquinia
Silk
162x324 cm | 63 3/4"x127 1/2"

INDEX



INSPIRATION



IMAGE
GALLERY



RIALTO, LIVING ROOM + TERRACE
SOSPIRO, HOME BATHROOM
FENICE, RESTAURANT
DARSENA, KITCHEN
MURANO, SPA

SURFACE
RANGE &
TECHNICAL
SPECS



ENJOY
THE VIDEO



LOG CANSEI MURANO

INDEX



INSPIRATION



IMAGE GALLERY



RIALTO. LIVING ROOM + TERRACE
SOSPIRO. HOME BATHROOM
FENICE. RESTAURANT
DARSENA. KITCHEN
MURANO. SPA

SURFACE RANGE & TECHNICAL SPECS



ENJOY THE VIDEO





FLOOR
 Log Cansei
 Murano
 Grip Sensitech
 20x120 cm | 7⁷/₈"x47¹/₄"

WALL
 Log Cansei
 Murano Rigato
 Matte Sensitech
 18,5x150 cm | 7¹/₄"x59"

Log Cansei
 Murano
 Matte Sensitech
 20x120 cm | 7⁷/₈"x47¹/₄"

COFFEE TABLE | INCONTRO 25
 Atlas Concorde Habitat
 Nero Marquinia
 Silk
 60x90 cm | 23⁵/₈"x35³/₈"

INDEX



INSPIRATION



IMAGE GALLERY



RIALTO. LIVING ROOM + TERRACE
 SOSPIRO. HOME BATHROOM
 FENICE. RESTAURANT
 DARSENA. KITCHEN
 MURANO. SPA

SURFACE RANGE & TECHNICAL SPECS



ENJOY THE VIDEO





^
 FLOOR | WALL
Log Cansei
Murano Riga
 Matte Sensitech
 18,5x150 cm | 7¹/₄"x59"

SINKS | EVOLUZIONE - BLOCK
Atlas Concorde Habitat
Boost Balance Moon Matte
White Basin
 65x45x85 cm - 25⁵/₈"x17³/₄"x33¹/₂"

<
 FLOOR
Log Cansei
Murano
 Grip Sensitech
 20x120 cm | 7⁷/₈"x47¹/₄"

WALL
Log Cansei
Murano
 Matte Sensitech
 18,5x150 cm | 7¹/₄"x59"

COFFEE TABLE | INCONTRO 25
Atlas Concorde Habitat
Nero Marquinia
 Silk
 60x90 cm | 23⁵/₈"x35³/₈"

INDEX



INSPIRATION



IMAGE GALLERY



RIALTO. LIVING ROOM + TERRACE
 SOSPIRO. HOME BATHROOM
 FENICE. RESTAURANT
 DARSENA. KITCHEN
 MURANO. SPA

SURFACE RANGE & TECHNICAL SPECS



ENJOY THE VIDEO





FLOOR
Log Cansei
Murano
 Grip Sensitech
 20x120 cm | 7⁷/₈"x47¹/₄"

COFFEE TABLE | **INCONTRO 25**
Atlas Concorde Habitat
Nero Marquinia
 Silk
 60x90 cm | 23⁵/₈"x35³/₈"

INDEX



INSPIRATION



IMAGE GALLERY



RIALTO. LIVING ROOM + TERRACE
 SOSPIRO. HOME BATHROOM
 FENICE. RESTAURANT
 DARSENA. KITCHEN
 MURANO. SPA

SURFACE RANGE & TECHNICAL SPECS



ENJOY THE VIDEO





SURFACE RANGE & TECHNICAL SPECIFICATIONS

- ◊ LOG CANSEI RANGE
- ◊ SENSITECH TECHNOLOGY
- ◊ LOG WORLD
- ◊ TECHNICAL SPECIFICATIONS

INDEX



INSPIRATION



IMAGE GALLERY



SURFACE RANGE & TECHNICAL SPECS



LOG CANSEI RANGE
SENSITECH TECHNOLOGY
LOG WORLD
TECHNICAL SPECIFICATIONS

ENJOY THE VIDEO



Porcelain tiles

PORCELAIN TILES - Gres Porcellanato - Grès cérame - Feinsteinzeug - Gres porcelánico - Керамический гранит

RECTIFIED MONOCALIBER - Rettificato monocalibro - Rectifié mono-calibre - Geschliffen einkalibrig - Rectificado monocalibre - Ретифицированный в одном калибре

		Sospiro	Rialto	Murano	Darsena	Fenice
Floor Wall 20x120 cm - 7 7/8" x 47 1/4" 18,5x150 cm - 7 1/4" x 59"	± 9 mm	Matte Sensitech	Matte Sensitech	Matte Sensitech	Matte Sensitech	Matte Sensitech
	± 9 mm	Matte Sensitech	Matte Sensitech	Matte Sensitech	Matte Sensitech	Matte Sensitech
Outdoor 20x120 cm - 7 7/8" x 47 1/4"	± 9 mm	Grip Sensitech	Grip Sensitech	Grip Sensitech	Grip Sensitech	Grip Sensitech

Sensitech pag.71

Destination of use

H Heavy Traffic
 Matte Sensitech ± 9 mm
 Grip Sensitech ± 9 mm

Anti-slip

R10 B Matte Sensitech ± 9 mm
R11 C Grip Sensitech ± 9 mm

Color-shading

V3 Moderate Variation
 All colors



SOSPIRO

RIALTO

MURANO

DARSENA

FENICE

INDEX

INSPIRATION

IMAGE GALLERY

SURFACE RANGE & TECHNICAL SPECS

LOG CANSEI RANGE
 SENSITECH TECHNOLOGY
 LOG WORLD
 TECHNICAL SPECIFICATIONS

ENJOY THE VIDEO

Sospiro

PORCELAIN TILES - Gres Porcellanato - Grès cérame - Feinsteinzeug - Gres porcelánico - Керамический гранит
RECTIFIED MONOCALIBER - Rettificato monocalibro - Rectifié mono-calibre - Geschliffen einkalibrig - Rectificado monocalibre - Ретифицированный в одном калибре

Indoor



18,5x150 cm
7¹/₄"x59"
Matte *Sensitech*
± 9 mm



20x120 cm
7⁷/₈"x47¹/₄"
Matte *Sensitech*
± 9 mm

Outdoor



20x120 cm
7⁷/₈"x47¹/₄"
Grip *Sensitech*
± 9 mm



Rialto

PORCELAIN TILES - Gres Porcellanato - Grès cérame - Feinsteinzeug - Gres porcelánico - Керамический гранит
RECTIFIED MONOCALIBER - Rettificato monocalibro - Rectifié mono-calibre - Geschliffen einkalibrig - Rectificado monocalibre - Ретифицированный в одном калибре

Indoor



18,5x150 cm
7¹/₄"x59"
Matte *Sensitech*
± 9 mm



20x120 cm
7⁷/₈"x47¹/₄"
Matte *Sensitech*
± 9 mm

Outdoor



20x120 cm
7⁷/₈"x47¹/₄"
Grip *Sensitech*
± 9 mm



INDEX




INSPIRATION



IMAGE GALLERY



SURFACE RANGE & TECHNICAL SPECS



LOG CANSEI RANGE
SENSITECH TECHNOLOGY
LOG WORLD
TECHNICAL SPECIFICATIONS

ENJOY THE VIDEO



Murano

PORCELAIN TILES - Gres Porcellanato - Grès cérame - Feinsteinzeug - Gres porcelánico - Керамический гранит
RECTIFIED MONOCALIBER - Rettificato monocalibro - Rectifié mono-calibre - Geschliffen einkalibrig - Rectificado monocalibre - Ретифицированный в одном калибре

Indoor




18,5x150 cm
7¹/₄"x59"
Matte **Sensitech**
± 9 mm



20x120 cm
7⁷/₈"x47¹/₄"
Matte **Sensitech**
± 9 mm

Outdoor



20x120 cm
7⁷/₈"x47¹/₄"
Grip **Sensitech**
± 9 mm



V3 Moderate Variation

Darsena

PORCELAIN TILES - Gres Porcellanato - Grès cérame - Feinsteinzeug - Gres porcelánico - Керамический гранит
RECTIFIED MONOCALIBER - Rettificato monocalibro - Rectifié mono-calibre - Geschliffen einkalibrig - Rectificado monocalibre - Ретифицированный в одном калибре

Indoor



18,5x150 cm
7¹/₄"x59"
Matte **Sensitech**
± 9 mm



20x120 cm
7⁷/₈"x47¹/₄"
Matte **Sensitech**
± 9 mm

Outdoor



20x120 cm
7⁷/₈"x47¹/₄"
Grip **Sensitech**
± 9 mm



V3 Moderate Variation

INDEX




INSPIRATION



IMAGE GALLERY



SURFACE RANGE & TECHNICAL SPECS



LOG CANSEI RANGE
SENSITECH TECHNOLOGY
LOG WORLD
TECHNICAL SPECIFICATIONS

ENJOY THE VIDEO



Fenice

PORCELAIN TILES - Gres Porcellanato - Grès cérame - Feinsteinzeug - Gres porcelánico - Керамический гранит
RECTIFIED MONOCALIBER - Rettificato monocalibro - Rectifié mono-calibre - Geschliffen einkalibrig - Rectificado monocalibre - Ретифицированный в одном калибре

Indoor



18,5x150 cm
7 1/8" x 59"
Matte **Sensitech**
± 9 mm



20x120 cm
7 7/8" x 47 1/4"
Matte **Sensitech**
± 9 mm

Outdoor



20x120 cm
7 7/8" x 47 1/4"
Grip **Sensitech**
± 9 mm



V3 Moderate Variation

V3 Moderate Variation
All colors

Riga Decor

PORCELAIN TILES - Gres Porcellanato - Grès cérame - Feinsteinzeug - Gres porcelánico - Керамический гранит
RECTIFIED MONOCALIBER - Rettificato monocalibro - Rectifié mono-calibre - Geschliffen einkalibrig - Rectificado monocalibre - Ретифицированный в одном калибре



18,5x150 cm
7 1/8" x 59"

± 9 mm



Log Cansei Riga Sospiro
Matte **Sensitech**
18,5x150 cm - 7 1/8" x 59"



Log Cansei Riga Rialto
Matte **Sensitech**
18,5x150 cm - 7 1/8" x 59"



Log Cansei Riga Murano
Matte **Sensitech**
18,5x150 cm - 7 1/8" x 59"

Graphic pattern. Misalignments in the continuity between different patterns is normal for this type of product.
Decoro grafico. Eventuali disallineamenti nella continuità tra grafiche diverse sono una caratteristica intrinseca di questa tipologia di prodotto.



INDEX




INSPIRATION



IMAGE GALLERY



SURFACE RANGE & TECHNICAL SPECS



LOG CANSEI RANGE
SENSITECH TECHNOLOGY
LOG WORLD
TECHNICAL SPECIFICATIONS

ENJOY THE VIDEO



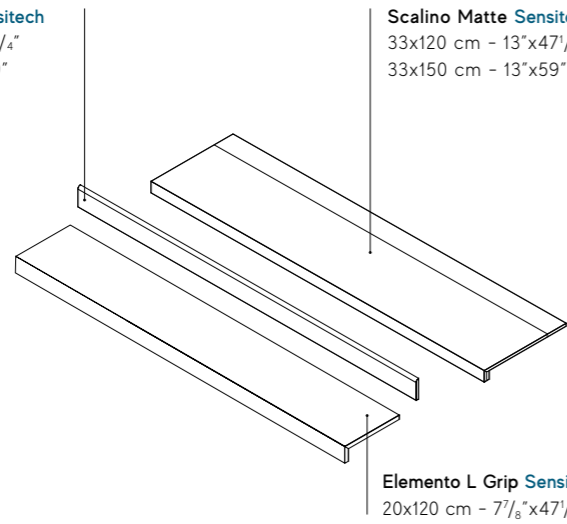
Trim tiles

Porcelain trim tiles

Battiscopa Matte Sensitech
 7,2x120 cm - 2⁷/₈"x47¹/₄"
 7,2x150 cm - 2⁷/₈"x59"

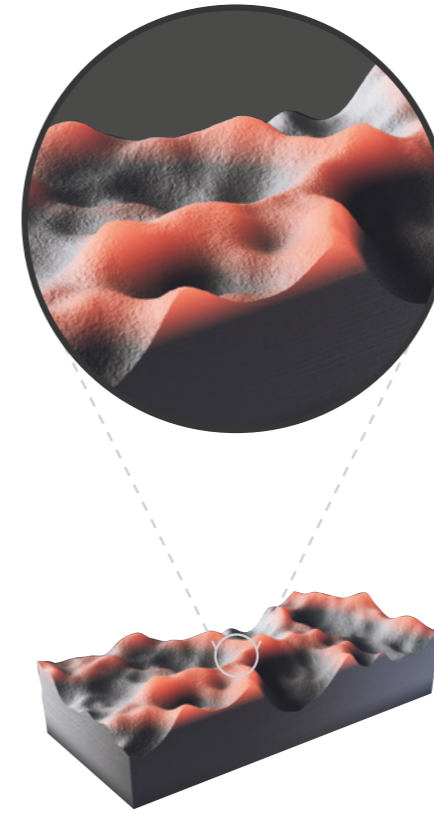
Scalino Matte Sensitech ✓
 33x120 cm - 13"x47¹/₄"
 33x150 cm - 13"x59"

Elemento L Grip Sensitech
 20x120 cm - 7⁷/₈"x47¹/₄"




✓ These parts are supplied to order / I pezzi sono disponibili su ordinazione

Sensitech



Traditional anti-slip surface

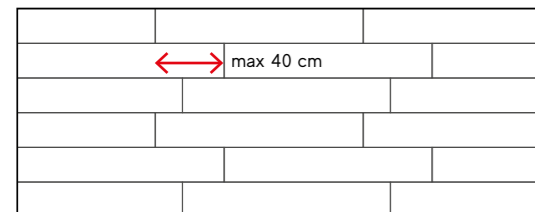


The innovative Sensitech Surface


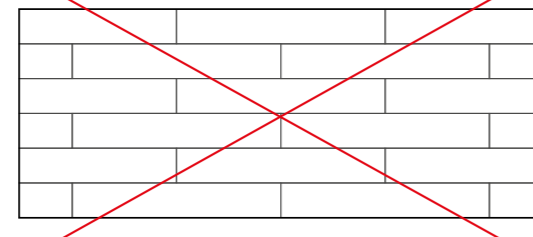
Laying tips

Stagger the planks at a maximum of 40 cm. It's best to stagger the tiles randomly (see the illustration).
 Consigli per la posa. Sfalsare i listoni di 40 cm al massimo. Si consiglia di sfalsare le piastrelle in maniera irregolare. (vedi figura).
 Conseils pour la pose. Décaler les listels de 40 cm maximum. Nous conseillons de décaler les carreaux de manière irrégulière. (voir la figure).
 Tipps für die Verlegung. Die Dielen maximal um 40 cm versetzt verlegen. Es empfiehlt sich, die Fliesen in unregelmäßig versetztem Verband zu verlegen (siehe Abbildung).
 Recomendaciones para la instalación. Escalonar los listones un máximo de 40 cm. Se recomienda escalonar los azulejos de forma irregular (véase figura).
 Рекомендации по укладке. Рекомендуется укладывать плитку со смещением не более 40 см. Кроме того, желательно смещать плитки неравномерно (см. рисунок).

Recommended laying patten - Schema di posa consigliato



Not recommended laying patten - Schema di posa sconsigliato



MORE INFORMATION



Sensitech is the high-tech surface for indoor and outdoor settings created by Atlas Concorde Laboratories, patented in Europe. The surface combines high slip resistance performance with tactile softness. With Sensitech, the meaning of surface evolves and takes on a reassuring, pleasant and practical touch, making architectural spaces more comfortable and appealing.

Sensitech è la superficie ad alto coefficiente tecnologico per gli ambienti interni ed esterni realizzata dai Laboratori Atlas Concorde, brevettata in Europa. La superficie coniuga elevate prestazioni di resistenza allo scivolamento ad una maggiore morbidezza tattile. Con Sensitech il significato di superficie si evolve e assume un tocco rassicurante, piacevole e pratico, rendendo gli spazi architettonici sempre più confortevoli e appaganti.



LOGWORLD

LOG LOG CANSEI



The Atlas Concorde Wood Effect

DISCOVER
LOG WORLD



INDEX



INSPIRATION



IMAGE
GALLERY



**SURFACE
RANGE &
TECHNICAL
SPECS**



LOG CANSEI RANGE
SENSITECH TECHNOLOGY
LOG WORLD
TECHNICAL SPECIFICATIONS

ENJOY
THE VIDEO





Porcelain tiles - Rectified monocaliber

Gres porcellanato - Rettificato monocalibro

Compliant with standards EN 14411 annex G group B1a
 Compliant with standards ISO 13006 annex G group B1a
 Conforme alla norma EN 14411 Appendice G gruppo B1a
 Conforme alla norma ISO 13006 Appendice G gruppo B1a

20x120 cm - 7¹/₈"x47¹/₄"
 18,5x150 cm - 7¹/₄"x59"

± 9 mm
 ± 9 mm

Technical features Caratteristiche tecniche	Test Method Metodo di prova	Requirements for nominal size N / Requisiti per dimensione nominale N			Porcelain tiles	
		7 cm ≤ N < 15 cm (mm)	(%)	N ≥ 15 cm (mm)	Matte Sensitech ± 9 mm	Grip Sensitech ± 9 mm
Length and width Lunghezza e larghezza	ISO 10545-2	± 0,9 (*) Non-rect. ± 0,4 (*) Rect.	± 0,6 (*) Non-rect. ± 0,3 (*) Rect.	± 2,0 (*) Non-rect. ± 1,0 (*) Rect.	Suitable for Conforme	Suitable for Conforme
Thickness Spessore		± 0,5 (**)	± 5 (**)	± 0,5 (**)	Suitable for Conforme	Suitable for Conforme
Straightness of sides Rettilineità degli spigoli		± 0,8 (***) Non-rect. ± 0,4 (***) Rect.	± 0,5 (***) Non-rect. ± 0,3 (***) Rect.	± 1,5 (***) Non-rect. ± 0,8 (***) Rect.	Suitable for Conforme	Suitable for Conforme
Rectangularity (Measurement only on short edges when L/l ≥ 3) Ortogonalità (Misurazione da condurre solo sui lati corti quando L/l ≥ 3)		± 0,8 (****) Non-rect. ± 0,4 (****) Rect.	± 0,5 (****) Non-rect. ± 0,3 (****) Rect.	± 2,0 (****) Non-rect. ± 1,5 (****) Rect.	Suitable for Conforme	Suitable for Conforme
Surface flatness Planarità	ISO 10545-2	c.c. ± 0,8 Non-rect. c.c. ± 0,6 Rect.	c.c. ± 0,5 Non-rect. c.c. ± 0,4 Rect.	c.c. ± 2,0 Non-rect. c.c. ± 1,8 Rect.	Suitable for Conforme	Suitable for Conforme
Water absorption (in % by mass) Massa d'acqua assorbita (come % della massa)		e.c. ± 0,8 Non-rect. e.c. ± 0,6 Rect.	e.c. ± 0,5 Non-rect. e.c. ± 0,4 Rect.	e.c. ± 2,0 Non-rect. e.c. ± 1,8 Rect.		
		w. ± 0,8 Non-rect. w. ± 0,6 Rect.	w. ± 0,5 Non-rect. w. ± 0,4 Rect.	w. ± 2,0 Non-rect. w. ± 1,8 Rect.		
		E ₁ ≤ 0,5% Individual Maximum 0,6% E ₁ ≤ 0,5% Valore massimo singolo 0,6%				
Breaking strength Sforzo di rottura	ISO 10545-4	S ≥ 700N (for thickness < 7,5 mm - per spessore < 7,5 mm) S ≥ 1300N (for thickness ≥ 7,5 mm - per spessore ≥ 7,5 mm) R ≥ 35 N/mm ²			S ≥ 1500 N	S ≥ 1500 N
Modulus of rupture Resistenza alla flessione		R ≥ 40 N/mm ²			R ≥ 40 N/mm ²	R ≥ 40 N/mm ²
Bending strength and breaking load Resistenza a flessione e al carico di rottura (4)(5)	EN 1339 Annex F	-			-	-
Impact resistance, as coefficient of restitution Resistenza all'impatto, espresso come coefficiente di restituzione	ISO 10545-5	Declared value Valore dichiarato			≥ 0,55	≥ 0,55
Resistance to deep abrasion of unglazed tiles (removed volume) Resistenza all'abrasione profonda delle piastrelle non smaltate (volume materiale asportato)	ISO 10545-6	≤ 175 mm ³			≤ 150 mm ³	≤ 150 mm ³
Coefficient of thermal linear expansion Coefficiente di dilatazione termica lineare	ISO 10545-8	Declared value Valore dichiarato			≤ 7MK ⁻¹	≤ 7MK ⁻¹
Thermal shock resistance Resistenza agli sbalzi termici	ISO 10545-9	Pass according to EN ISO 10545-1 Test superato in accordo con ISO 10545-1			Resistant Resiste	Resistant Resiste
Moisture expansion (in mm/m) Dilatazione all'umidità (in mm/m)	ISO 10545-10	Declared value Valore dichiarato			≤ 0,01% (0,1mm/m)	≤ 0,01% (0,1mm/m)
Frost resistance Resistenza al gelo	ISO 10545-12	Pass according to EN ISO 10545-1 Test superato in accordo con ISO 10545-1			Resistant Resiste	Resistant Resiste
Bond strength /adhesion for Cementitious Adhesives Adesione mediante trazione su adesivi cementizi	EN 12004-2	Declared value Valore dichiarato			≥ 1,0 N/mm ² (Class C2 - EN 12004)	≥ 1,0 N/mm ² (Class C2 - EN 12004)
Reaction to fire Reazione al fuoco	-	Class A1 or A1_i Classe A1 oppure A1 _i			A1 - A1 _i	A1 - A1 _i
Resistance to household chemicals and swimming pool salts Resistenza ai prodotti chimici di uso domestico e agli additivi per piscina	ISO 10545-13	Minimum Class B Classe minima B			A	A
Resistance to low concentrations of acids and alkalis Resistenza a basse concentrazioni di acidi e alcali		Declared Class Classe dichiarata			LA	LA
Resistance to high concentrations of acids and alkalis Resistenza ad alte concentrazioni di acidi e alcali		Declared Class Classe dichiarata			HA	HA
Resistance to staining, for unglazed tiles Resistenza alle macchie per piastrelle non smaltate	ISO 10545-14	Declared Class Classe dichiarata			5	5
Shood Ramp Test Metodo della rampa "calzato"	DIN EN 16165 ANNEX B (EX DIN 51130)	Declared value Valore dichiarato			R10	R11
Barefoot Ramp Test Metodo della rampa a piedi nudi	DIN EN 16165 ANNEX A (EX DIN 51097)	Declared value Valore dichiarato			A+B	A+B+C
Pendulum Friction Test Metodo del Pendolo (1)(2)	BS EN 16165 ANNEX C (EX BS 7976)	PTV ≥ 36 classifies the surface as 'low slip risk'			≥ 36 Dry ≥ 36 Wet	≥ 36 Dry ≥ 36 Wet
	AS 4586	Declared Classification of the new pedestrian surface materials according to the Pendulum Test			Class P3	Class P4
Coefficient of friction (COF) Coefficiente di attrito	B.C.R.A. Rep. CEC/81	D. M. 236/89 del 14/06/89			> 0,40 Asciutto > 0,40 Bagnato	> 0,40 Asciutto > 0,40 Bagnato
		μ > 0,40 per elemento scivolante cuoio su pavimentazione asciutta μ > 0,40 per elemento scivolante gomma dura su pavimentazione bagnata				
Dynamic coefficient of friction (DCOF) Coefficiente di attrito dinamico	ANSI A 326,3	-			wet DCOF ≥ 0,50	wet DCOF ≥ 0,55

(*) The permissible deviation, in % or mm, of the average size for each tile (2 or 4 sides) from work size (WS). Deviazione ammissibile, in % oppure mm, della dimensione media di ogni piastrella (2 oppure 4 lati) dalla dimensione di fabbricazione (WS).
 (**) The permissible deviation, in % or mm, of the average thickness for each tile from the work size thickness (WS). Deviazione ammissibile, in % oppure mm, dello spessore medio di ogni piastrella dallo spessore riportato nella dimensione di fabbricazione (WS).
 (***) The maximum permissible deviation from straightness, in % or mm, related to the corresponding work sizes (WS). Deviazione massima ammissibile di rettilineità, in % oppure mm, in rapporto alle dimensioni di fabbricazione (WS) corrispondenti.
 (****) The maximum permissible deviation from rectangularity, in % or mm, related to the corresponding work sizes (WS). Deviazione massima ammissibile di ortogonalità, in % oppure mm, in rapporto alle dimensioni di fabbricazione (WS) corrispondenti.
 c.c. The maximum permissible deviation from centre curvature, in % or mm, related to diagonal calculated from the work sizes (WS). Deviazione massima ammissibile della curvatura del centro, in % oppure mm, in rapporto alla diagonale calcolata secondo le dimensioni di fabbricazione (WS).
 e.c. The maximum permissible deviation from edge curvature, in % or mm, related to the corresponding work sizes (WS). Deviazione massima ammissibile della curvatura dello spigolo, in % oppure mm, in rapporto alle dimensioni di fabbricazione (WS) corrispondenti.
 w. The maximum permissible deviation from warpage, in % or mm, related to diagonal calculated from the work sizes (WS). Deviazione massima ammissibile dello svergolamento, in % oppure mm, in rapporto alla diagonale calcolata secondo le dimensioni di fabbricazione (WS).
 (1) Determination of slip resistance of pedestrian surfaces; it does not cover sports surfaces and road surfaces for vehicles (skid resistance). Determinazione della resistenza allo scivolamento delle superfici pedonabili; non si applica alle pavimentazioni sportive ed alle pavimentazioni stradali veicolari.
 (2) Anti-slip performance is guaranteed at the time of delivery of the product. Le prestazioni anti-slip vengono garantite al momento della consegna del prodotto.
 (3) For further details, please refer to outdoor design general catalogue. Per maggiori informazioni riferirsi al catalogo generale Outdoor Design.
 (4) Only for products with 20 mm thickness. Solo per prodotti a 20mm di spessore.
 (5) PTV ≥ 36 Wet on demand / su richiesta (**) P3 on demand / su richiesta (****) C2 on demand / su richiesta

Ethical identity



For Atlas Concorde, being Made in Italy is not just a prestigious certification of style, design, and production excellence, but an identity that involves all aspects of its business. For this reason, we identify with the values expressed by Confindustria Ceramica's ethical code, which guarantee absolute compliance with labor regulations, and with the marks Made in Italy and Ceramics of Italy, which certify the quality of authentic Italian style.

Per Atlas Concorde, Made in Italy non è solo un prestigioso attestato di stile, design ed eccellenza produttiva, ma un modo di essere che coinvolge tutti gli aspetti della propria attività. Per questo ci riconosciamo nei valori espressi dal codice etico di Confindustria Ceramica, che garantiscono il rispetto assoluto delle normative sul lavoro, e nei marchi Made in Italy e Ceramics of Italy, che certificano la qualità dell'autentico stile italiano.

Certifications

Company certifications / Certificazioni aziendali



Product declarations / Dichiarazioni di prodotto



Certifications for export to international markets*



* Shipments can be made in accordance with national requirements anywhere in the world, even in markets with complex customs procedures such as Egypt, Morocco and Kurdistan, thanks to our active cooperation with accredited certification bodies in each country. - Possibilità di spedizioni conformi alle prescrizioni nazionali ovunque nel mondo, anche in mercati con procedure doganali complesse come Egitto, Marocco, Kurdistan, grazie alla collaborazione sempre attiva con gli enti di certificazione accreditati in ciascun paese. - Dank unserer aktiven Zusammenarbeit mit den akkreditierten Zertifizierungsstellen in den einzelnen Ländern können die Sendungen in Übereinstimmung mit den nationalen Anforderungen überall auf der Welt versandt werden, selbst auf Märkten mit komplexen Zollverfahren wie Ägypten, Marokko und Kurdistan. - Possibilité d'expéditions conformes aux prescriptions nationales partout dans le monde, même sur les marchés dont les procédures douanières sont complexes comme l'Égypte, le Maroc ou le Kurdistan, grâce à la collaboration toujours active avec les organismes de certification homologués dans chaque pays. - Se pueden realizar envíos según la normativa nacional a cualquier parte del mundo, incluso a mercados con procedimientos aduaneros complejos como Egipto, Marruecos o Kurdistan, gracias a la cooperación permanente con los organismos de certificación acreditados en cada país. - Компания имеет возможность осуществлять поставки в любую точку мира в соответствии с национальными требованиями, даже на рынках со сложными таможенными процедурами, таких как Египет, Марокко, Курдистан, благодаря неизменно активному сотрудничеству с аккредитованными органами сертификации в каждой стране.

(*) Classificazione UPEC aggiornata al - Classement UPEC mis à jour au: 2024
 (1) Si consiglia la consultazione della pagina - On vous conseille de vous connecter à: https://database.cstb.fr/holderdetails?UId=ETB-2094&AppRef=QB32
 (2) Per ulteriori informazioni scrivere a - Pour tous renseignements complémentaires merci d'écrire à: france@atlasconcorde.it
 (3) Tutti i prodotti Atlas Concorde in gres porcellanato e in monocottura in pasta bianca possono essere utilizzati per progetti edili che seguono le linee guida del GREEN BUILDING COUNCIL e possono contribuire all'ottenimento del rating LEED V4 degli edifici.
 All Atlas Concorde porcelain tiles and white-body single-fired products can be used for building projects that follow the guidelines of the GREEN BUILDING COUNCIL and can contribute to the achievement of the LEED V4 rating for buildings.



atlasconcorde.com

Copyright 2024 by Ceramiche Atlas Concorde S.p.A
(41042 Spezzano di Fiorano (MO) - Italia)
September 2024